股票代码 300498

2022

温氏股份
社会责任报告

SOCIAL RESPONSIBILITY REPORT

精诚合作，开创美好生活

目录
Contents

关于本报告 01

董事长致辞 02

[illegible]

我们的2022 07

关键绩效 61

GRI索引表 69

专题一

风雨四十年，坚守健康与美味

养殖到餐桌，始终抓牢安全红线 12

食材与生命，高度关注动物福利 14

食材到味道，打造每道餐盛宴 17

专题二

守正创新，助力农业现代化

共同富裕，提升伙伴获得感 18

产业兴振兴，保障行业稳发展 20

关注生态，发展绿色新农业 24

01

稳固内核，高质量发展引领时代

我们的治理 27

我们的环境 37

我们的员工 43

02

多方联动，责任心驱动传递价值

我们的客户 55

我们的伙伴 57

我们的社区 59

0.00

0.00 2 k ! ! k

0.00 ! ! k

k

k

0.00 / / 0.00 /0 1/ k

k 0.01 2

! k u u u.a l g l dm.am k .a l

u u u.u c l q.am k .a l k

- 0.1. QBEq
- EP t u EP

Qr_l b_pbq

.544-0070704

.544-00704/1

bqf > u c l q.am k .a l

- t A?QQ-CQE 3.. u
- t 0

u

/

0.00
2022
2022
0.00
2022
2022
0.00
0

0.01

2.

3.

/761 !

k

0./3 // 0

1..276 k

!

k

! ! !

k

!

! !

k

0.00 0.

! 2.1 !

2.15

76..62 k 0.00

615.03 3../

63.45 k

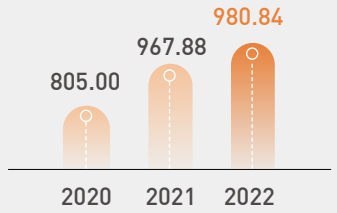

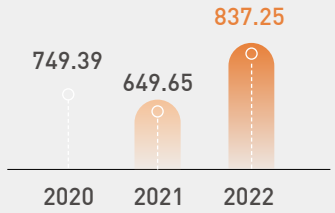



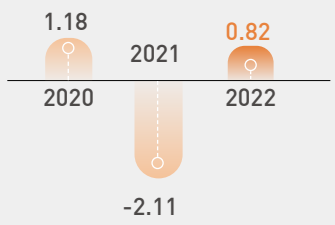

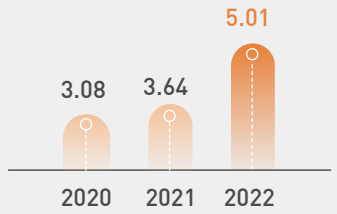

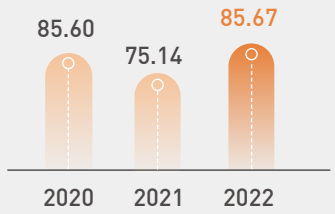


k
k
k
ń
t
Ł ń

股票代码 300498

温氏食品集团股份有限公司分、子公司分布图

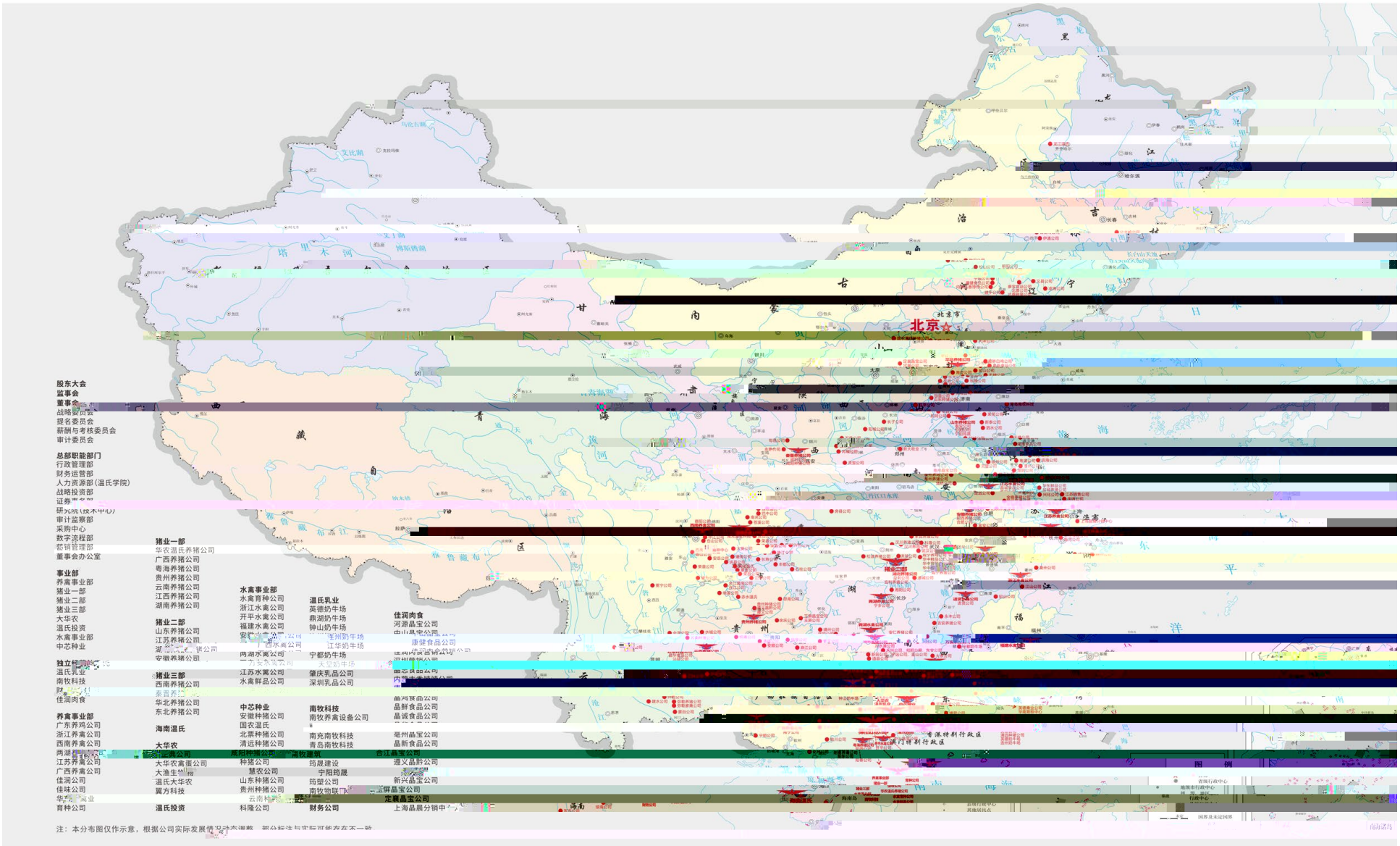

注：本分布图仅作示意，根据公司实际发展情况动态调整，部分标注与实际可能存在不一致

2022

2022

2022

837.25	980.84	58.15	403
1790.86	10.81		
4932.38	8.34	13.22	

4.37	85.67	5.32	640
8	78	10	

GRI

/ 3626
519
679

2022

12 12

k

k

11 30

k

! !

k

10 7

t !

k u

! ! ! !

k k

k

11 24

!

k

!

k

k

12 4

7-/6

k

12 14

0.00

04 !

k

0. !

023

! t u t ´ u

t u

k

k

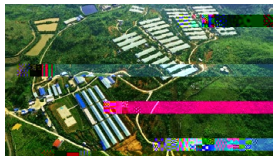

2022

GRI

/ .

2022



2022

GRI

/ /

7

k

k

/0

3

k

k

k

k

/0

t

u

3

t

u

0.00

0

k

726

6

k

k

k

!

k

00

k

0.00

EP

/0

k k

k

t u

k

t u t u t

u k

! k

0.00 t

u !

k

! ! !

! !

! + ! !

k

0.00

NBA? k

0.00

EPG

/1

k

t u ! ! ! !

k

k

F?AAN ! GQM00... 0./7 //

0.0. 0./7 0.0.

0.0. k

F?AAN k

GQM00... GQM/7../ k

!

k

k 0.00

0.

3... /..% k

!

! k

!

k

!

! ! ! k

CNAS

CMA CATL

0./5

2 ! ! !

k

AL?Q !

AK? !

A?RJ

/33 00 k

!

EPG

0.00

EPG

/3

k

! !

k

t ! u !

! ! ! ! ! k

!

k

■ ɐ ɐ g P

0.00

/.

k

k

0./4 /2 t 0./4-0.0. u

k 0.0. k k

k

! !

k 0.00

! 02 !

!

k

k 0.00 /

k

k

EP6

/4

0.00

k

2. k

k !

k

0.01 GN

t 0 u k

k

! ! !

!

k

0. !

k

EPG

0.00 /1.14 k 0.00 ! ! ! 4 0.66

k 0 ! ! !

! ! k

/5

0.01

k

!

!

k

2022

GRI

2022

GRI

0.

t u

! ! !

k

t u

+

k

k

k

+

k

k

!

! k

+

k

! ! ! !

!

+

+ k

k

!

! !

! !

! k

2022

GRI

0/

! !

k

k

k ?G ! !

k

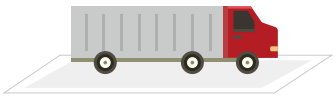

1.

/ 0 1

0. /

/ / 0 0 L L

2022

k

2 ! /3

0. ! 4. ! 1..

0.

!

! k

0.00 /441 3.10 k

0.00 6 !

56 /. 27

//3 0.3 3

! 143 k

0.00

1663

5.32

2020 494
2021 545
2022 640

2020 538
2021 657
2022 741

2020 76
2021 91
2022 91

GRI

01

k k

! !

k

2022

GRI

02

2022

t k

u

k !

!

k

k

0.00

/

/

/ 4.-

5.%

1.% k

/

/

GRI

03

6000



!

2022

k

k

GRI

2022

GRI

! ! ! ! ! k 2.

!

2022

k

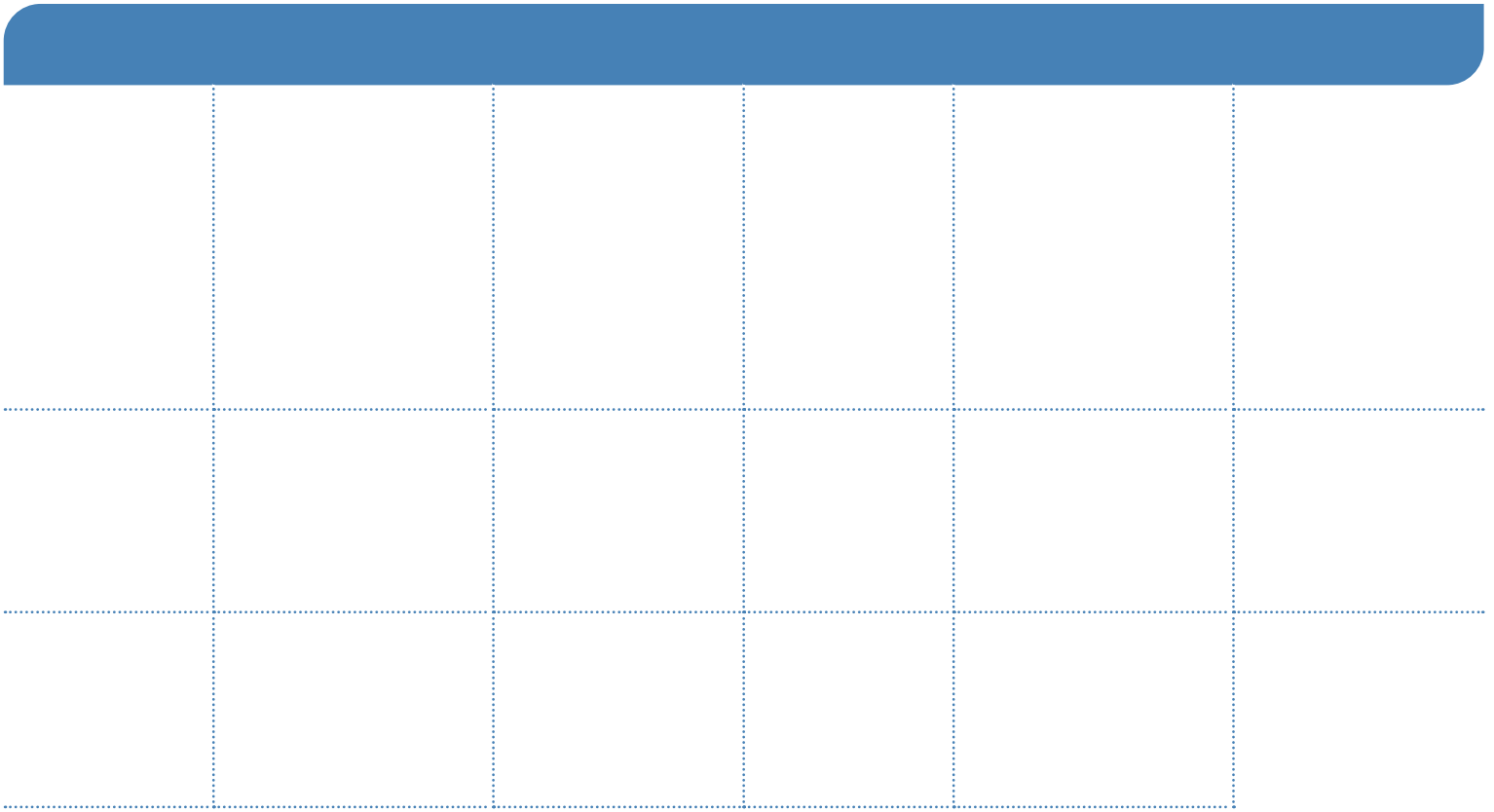

GRI

2022

GRI

1.

! ! ! k 0.00 ! ! k

4 /1.. k

! ! k

! ! ! k

0.00

0./2 ! 0./7 k

		0.00
		2/
		//2.
		117
		13.
	%	33
		17.4
		/.
		1
		0.1
		0664
		052
		3.6
		136

2022

GRI

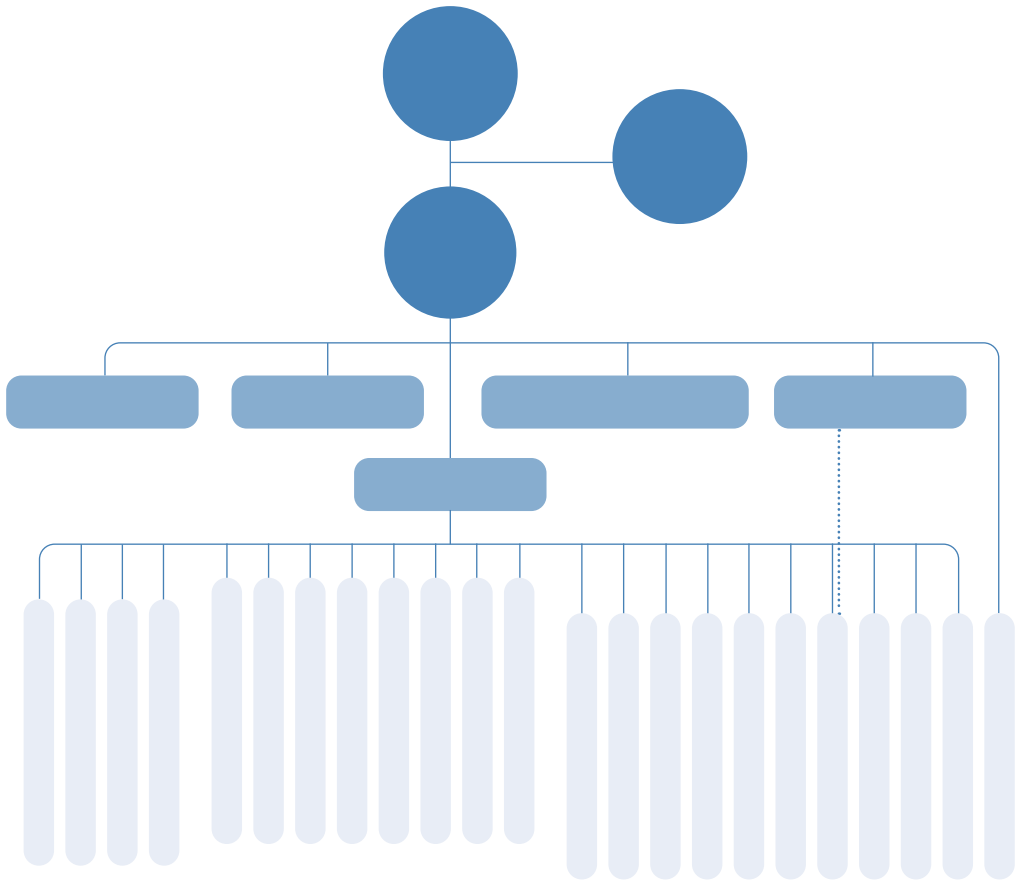



2022

GRI

2022

GRI

11

! !

!

! !

k

0.00

35 1./5 k

/6

/..6 4... k

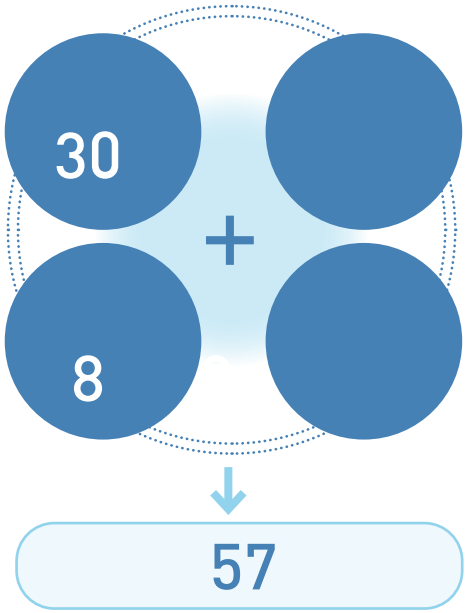

UCLQ-GPK

! ! !

k

0.00 56 /0..

/.6 k

2022

k

t u t

u t u t

u

k

! !

k 0.00

! / ! ! ~ 3

ע ω̃ ƿ

k 0.00

107

k

GRI

“ ”

!

k 0.00

10. !

k

!

k

0.00

k

k 0.00

/7

1... ! ! k

有话“码”上说

如您发现温氏股份 干部 反生活作风、职业操守、工作规定、廉洁纪

请您扫描以上二维码向我们举报。



2022

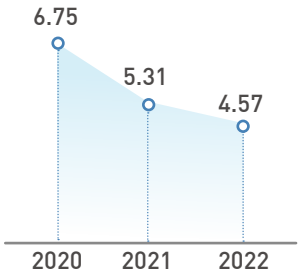

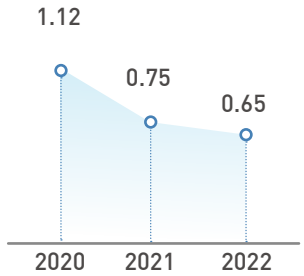

%

“ ”

0.0. 0.1. !

0.4. k

k 0.00

k

!

k

! !

!

k

2020

2021

2022

2020

2021

2022

GRI

2022

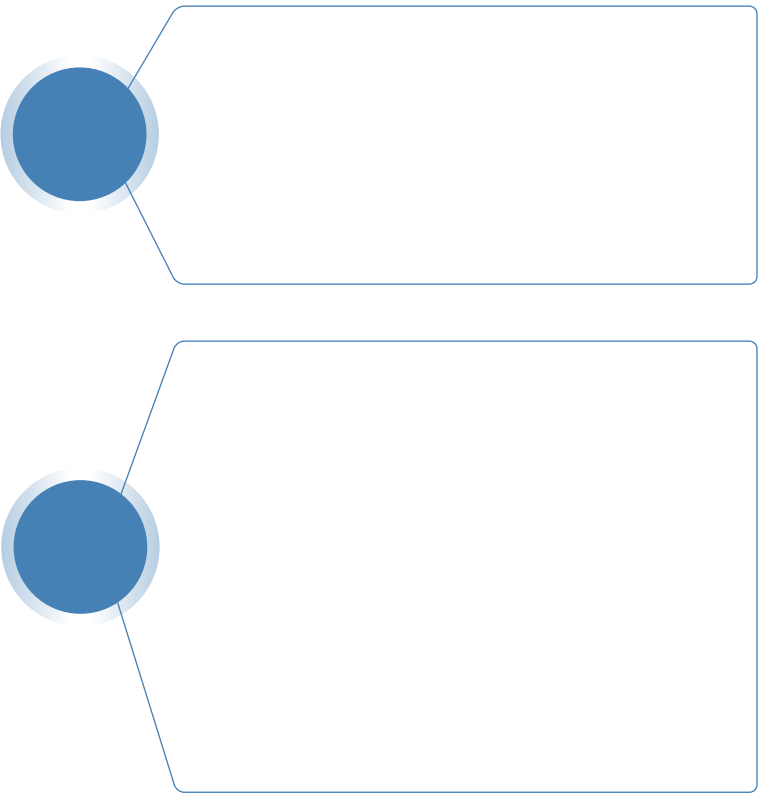



0.00

GRI

k

2022

GRI

2.

t u

2022

GRI

t u

t

u ! !

k

!

k

k

2022

GRI

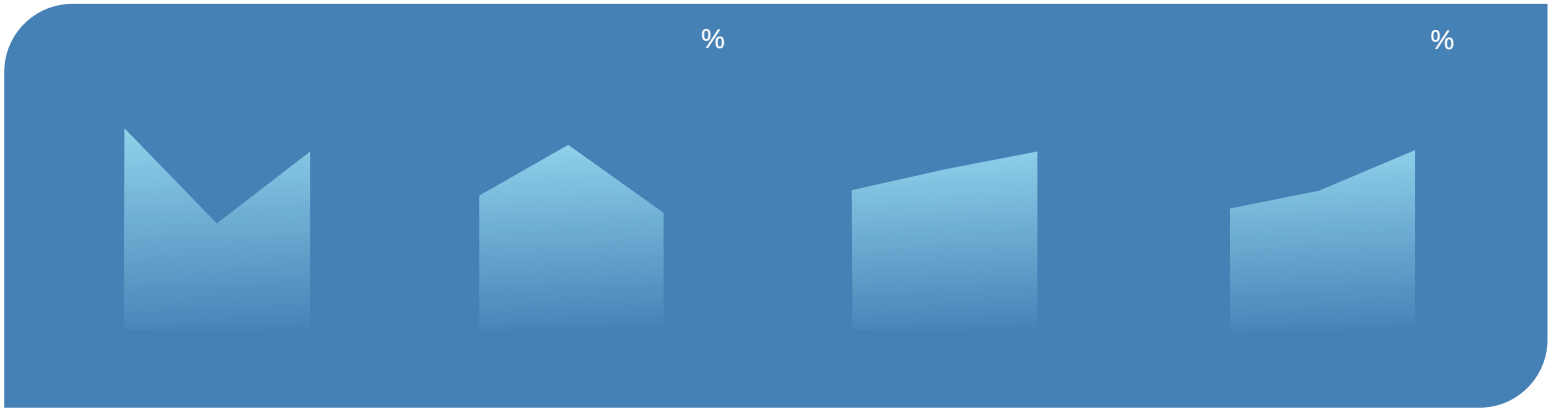
%
%
0.
0.-1.
1.-2.
2.-3.
3.-4.

2022

GRI

广东温氏畜牧有限公司

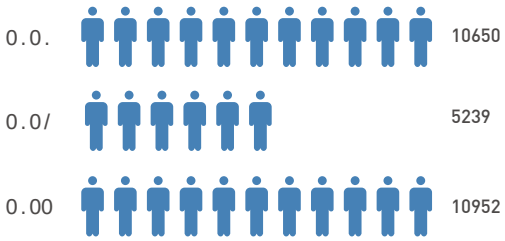
0.0.
10650
0.0/
5239
0.00
10952

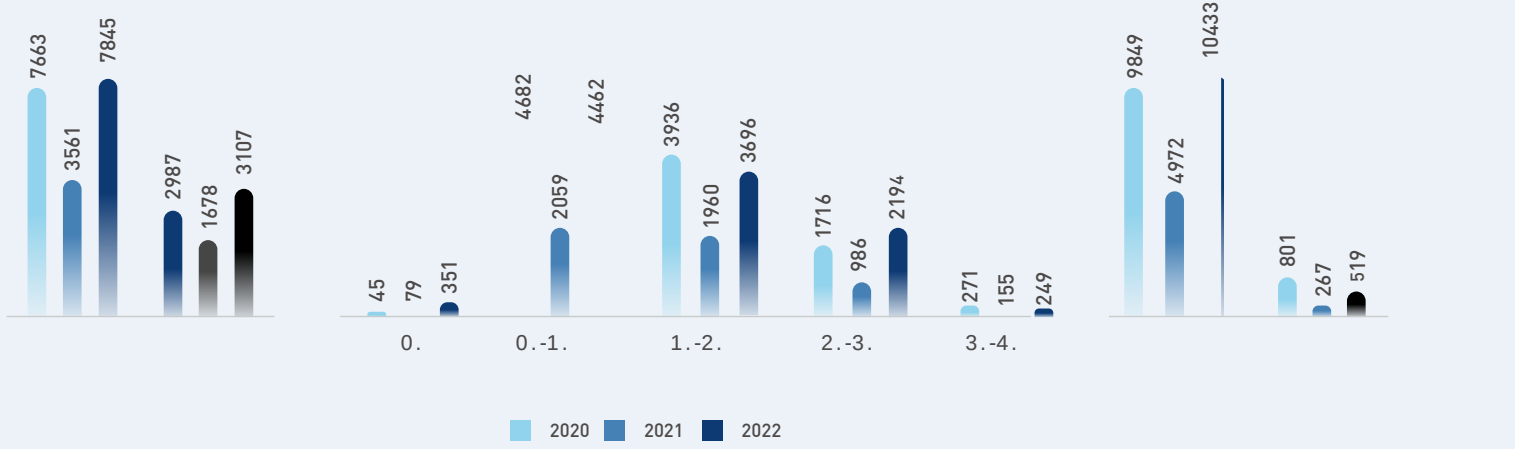
7663
3561
7845
2987
1678
3107
45
79
351
4682
2059
4462
3936
1960
3696
1716
986
2194
271
155
249
9849
4972
10433
801
267
519
0.
0.-1.
1.-2.
2.-3.
3.-4.
2020
2021
2022



!

+

k

)

! k

0.00 !

/3

641 k

0.00 !

17

960

2022 “ ”

0.00 3 /. 0.00

+ ! !

! k

2022

GRI

3.

0.00 t

u

t 0.00 u

k

t

u t

u ! !

k

0.01 0 /5 t u ( ) t 0.01

u ( )

! k

k

/.63 2.54

/.54 0. //17 k

k

! k

t u t u

k t u t

u ! !

k 0.0/ 0.00 17% k

2022

GRI

“ ” —

0.00 / 0.

k

k

! k ! !

! ! k



k 0.00

2022

!

k

2.. 0.00

1.

/5.. 5.7 k

GRI

02

2022

2.42

10

100%

85.67

6700

199

2110

19

0.00 k

! @/A

k

2022

GRI

2022

wens 温氏食品
仙女补元气
温氏天露土乌鸡
7黑标准好营养
每周补元气

wens
温氏727吃醒吃节

wens 温氏食品
中国国家羽毛球队官方供应商
食唯变鲜
路挺你

GRI

0.00

k ! ! k

! k

! ! k

! !

k

k 024 k

246

! !

k

+

! ! k

k

k

! k

! k

! ! ! ! k 0.00

/..% k

EPG

0.00

- - - 0.00

t u t ! ! k

u t u

t u

k

! k

t u k

! ! !

k

k

PQNM-

k

k 0.00

0

k

k 0.00

k

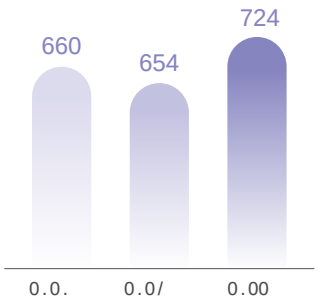

EP6

0.00

frrnq8//uuu.`cgwgledmslb_rgml.mpe.al/#/glbcv

k 0.13

k

0.00

k 0.0/ /

03..

!

k 0.00 !

k

0.00 3626 42.5/% k

0.00 / 0. !

!

!

!

k

		2022
		7.15
		06/
		3626
! !		07.7

EP

4.

0.00

Indicator	2020	2021	2022
Operating Performance			
Total operating revenue (CNY 100 million)	527.17	427.43	615.03
Total asset (CNY 100 million)	6.3..	745.66	76..62
Earnings per share (CNY)	/./6	-0./ /	..60
Taxes (CNY 100 million)	1..6	1.42	3../
Businesses Type			
Swine marketed (10,000)	732.33	/10/.52	/57..64
Chicken marketed (100 million)	/..3/	//.../	/..6/
Duck marketed (10,000)	3470.6.	3575.67	2710.16
Egg marketed (100 million)	3..4	4..3	6.12
Marketed milk and dairy products (10,000 tons)	//.14	/1.15	/1.00
Proportion of revenue from swine farming business to total revenue (%) %	4/.63	23.2/	3..72

Indicator	2020	2021	2022
Members' Background			
Non-independent directors (person)	6	6	6
Independent directors (person)	2	2	2

0.00

ˈl ɥ ᴀ ā

Indicator	2020	2021	2022
By Gender			
Male (person)	/.	/.	/.
Female (person)	0	0	0
By Age			
2.-27 40-49 years old (person)	1	2	2
3.-37 50-59 years old (person)	3	3	2
4. 60 years old and above (person)	2	1	2
By Education			
Bachelor (person)	1	1	/
Master (person)	0	3	3
Do) ˈ ɒ ᵀ ᵐ3I ᴰ M î ɔ I ᴰˈ	Γ		

Indicator	2020	2021	2022
Party Members and Party Organizations			
Grass-roots Party organizations (including the general branch of the Party committee)	20	16	2/
Number of registered Party members (person)	/.76	//26	//2.

Indicator	2020	2021	2022
Integrity education (time)	L/?	L/?	/7

0.00

Indicator	2020	2021	2022
Environmental Investment			
Environmental expenditure amount (CNY 100 million)	4.53	3.1/	2.35
% Proportion of environmental expenditure to operating costs %	/./0	..53	..43
Environmental protection taxes (CNY 10,000)	103..5	1//.21	162.15
Environmental Training and Communication			
Employee environmental training sessions (time)	454	4/4	362
Number of employees participating in environmental training (person)	02073	06305	011/7	
! ! Environmental communication meetings with stakeholders (including cooperative farmers, suppliers, customers, etc.) (time)	024	024	/60
Number of participants in environmental communication meetings (person)	/3026	/3026	//735

Indicator	2020	2021	2022
Energy Consumption			
Total energy consumption (tons of coal equivalent)	/03702	01243.	070...
/ Energy consumption intensity (tons of coal equivalent / CNY million)	0.42	2.15	1.27
Greenhouse Gas Emission			
/+ 0 Total emissions (Scope 1+Scope 2) (tCO_2e)	50/1/2	766132	//.651.
/ Direct emissions (Scope 1) (tCO_2e)	/03702	01243.	00607.
0 Indirect emissions (Scope 2) (tCO_2e)	37317.	5315.2	66.22.
/ Emission of single swine ($kgCO_2e$ per swine)	L/?	22.4	14.55
/ Emission of 100 chickens ($kgCO_2e$ per 100 chickens)	L/?	04./	10.50
Combustion Energy Consumption			
Liquefed petroleum gas (ton)	/32/	L/?	0116
Natural gas (10,000 cubic meters)	17//	1736	2155

0.00

Indicator	2020	2021	2022
Diesel (ton)	/ /303	/1.47	/.657
Gasoline (ton)	/77	/.04	/.3.
Coal (ton)	L/?	/4011	01.36
Ethanol (liter)	L/?	L/?	/10..
Propane (cubic meter)	L/?	L/?	07371
Purchased Energy Consumption			
Purchased power (MWh)	/.05644	/0/7271	/23554/
Purchased heat (GJ)	L/?	0/714/	27.571

Indicator	2020	2021	2022
Water Consumption			
Total water consumption (10,000 tons)	/.70	/477	1644
Municipal water (10,000 tons)	/.70	/477	/4.7
Other sources (10,000 tons)	L/?	L/?	0035
Total discharge of water (10,000 tons)	L/?	L/?	/423
Municipal sewage discharge (10,000 tons)	L/?	L/?	17.
0035	*10.000	î MŮ s* Ľ M Ị	ž ý ᵐ ᴀ ɹ ᵀ þ

0.00

Indicator	2020	2021	2022
By Age			
0. ≤20 years old (person)	005	/.4	2.7
0.-1. 20-30 years old (person)	/1//0	6611	//04/
1.-2. 30-40 years old (person)	0.110	/5.36	/6575
2.-3. 40-50 years old (person)	/26/6	/1337	/2313
3.-4. Over 50-60 years old (person)	210.	22.7	2107
By Gender			
Male (person)	14111	1.114	1236/
Female (person)	/4254	/1407	/253.
By Education			
Junior college and below (person)	24/.0	16/5.	20533
Bachelor (person)	37/3	3.74	36/6
Master and above (person)	570	477	536
By Rank			
Management employees(person)	0666	02..	0564
General employees (person)	2770/	2/343	24323
By Type			
In-house employees (person)	306.7	21743	2711/

Indicator	2020	2021	2022
ŧ ¾ Ï Ä			

Indicator	2020	2021	2022
Employee Recruitment			
New recruits (person)	/.43.	3017	/.730
By Gender			
Male (person)	5441	134/	5623
Female (person)	0765	/456	1/.5

0.00

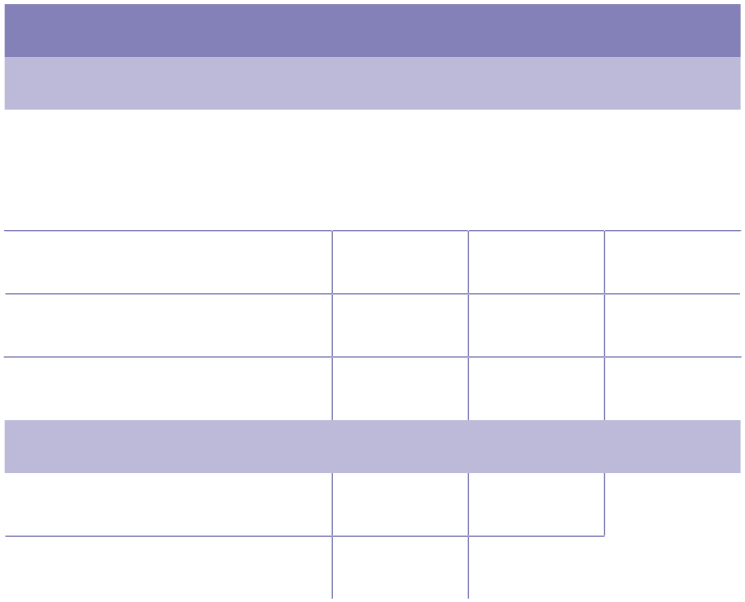

0.00

Employee Support

Indicator	2020	2021	2022
Annual cumulative assistance for disadvantaged employees (person)	/5	00	/0
Funds granted to disadvantaged employees (CNY 10,000)	0.	07	/2

Patent R&D

Indicator	2020	2021	2022
Number of authorized patents owned (case)	272	323	42.
Cumulative granted patents (case)	316	435	52/
Annual granted patents (case)	54	7/	7/

Food Safety

Indicator	2020	2021	2022
Number of food safety tests (10,000 batches)	0.	/6	0.
Food safety testing costs (CNY 10,000)	3...	3...	3...

Supplier Management

Indicator	2020	2021	2022
Supplier			
Number of suppliers	660	654	724
Number of new suppliers	064	017	0.6
Annual supplier audit ratio (%) %	/..	/..	/..
Supplier Access			
Proportion of screening using environmental criteria (%) %	/..	/..	/..
Proportion of screening using social criteria (%) %	/..	/..	/..
Supplier Audit			
Proportion of audits using environmental criteria (%) %	/..	/..	/..
Proportion of audits using social criteria (%) %	/..	/..	/..

Rural Revitalization

Indicator	2020	2021	2022
General Situation of Rural Revitalization			
Investment (CNY 100 million)	3.31	1.14	1.16

0.00

Indicator	2020	2021	2022
Industrial Development Projects			
Number of industrial development projects	50.	3.3	23.

Public Welfare Charity

Indicator	2020	2021	2022
Public Donation			
Total donation of Wens (CNY 10,000)	/670/	512	45.2
Of which, total donation from charities (CNY 10,000)	5134	4/	1/6/
Total donation for education (CNY 10,000)	5/..	/6/	0622
! ! ! Total other donations (such as engineering and construction, science, culture, health and sports for the public good) (CNY 10,000)	2243	270	457

Indicator	2020	2021	2022
Volunteer Service			
Number of volunteers (person)	10	/41	/77
Cumulative hours of volunteer service (hour)	1/26	14.0	0//.
Number of volunteer activities (session)	13	22	/7

GRI

!

	EP: Qr_ I b_pb			
	0-/			2 2
ØØØØ	0-0	0 Ų	Ųĸ	Ų

Ų Ө Ų

0000

EP%Qr_lb_pb				
	1.1-/		QBEq-4 ! QBEq-/0	2/
	1.1-0		QBEq-4	2/
	1.1-1		QBEq-4	-
	1.1-2		QBEq-4	2/,42
	1.1-3		QBEq-4	2/,42
	1.3-/	/	QBEq-1 ! QBEq-/0 ! QBEq-/1 ! QBEq-/2 ! QBEq-/3	2.,41
	1.3-0	0	QBEq-1 ! QBEq-/0 ! QBEq-/1 ! QBEq-/2 ! QBEq-/3	2.,41
	1.3-1	1	QBEq-1 ! QBEq-/0 ! QBEq-/1 ! QBEq-/2 ! QBEq-/3	2.,41
	1.3-2		QBEq-/1 ! QBEq-/2 ! QBEq-/3	2.,41
	1.3-3		QBEq-/1 ! QBEq-/2 ! QBEq-/3	-
	1.4-/		QBEq-1 ! QBEq-4 ! QBEq-// ! QBEq-/0	20
	1.4-0		QBEq-1 ! QBEq-4 ! QBEq-6 ! QBEq-// ! QBEq-/0	20
	1.4-1		QBEq-1 ! QBEq-4 ! QBEq-// ! QBEq-/0 ! QBEq-/3	2.,42
	1.4-2		QBEq-1 ! QBEq-// ! QBEq-/0	-
	1.4-3		QBEq-1 ! QBEq-4 ! QBEq-// ! QBEq-/0 ! QBEq-/3	-
	1.6-/			35
	1.6-0			35-36
	2./-/		QBEq-3 ! QBEq-6 ! QBEq-/.	23,43
	2./-0		QBEq-1 ! QBEq-3 ! QBEq-6	24
	2./-1		QBEq-3 ! QBEq-6	-

EP%Qr_lb_pb				
	2.1-/		QBEq-6	3.
	2.1-0	!	QBEq-6	3.
	2.1-1		QBEq-6	-
	2.1-2	!	QBEq-6 ! QBEq-/4	-
	2.1-3		QBEq-6	3.
	2.1-4		QBEq-1	3.
	2.1-5		QBEq-6	3.
	2.1-6		QBEq-6	3.
	2.1-7		QBEq-1 ! QBEq-6 ! QBEq-/4	44
	2.1-/.		QBEq-1 ! QBEq-6 ! QBEq-/4	44
	2.2-/		QBEq-2 ! QBEq-3 ! QBEq-6 ! QBEq-/.	-
	2.2-0		QBEq-6	25-27
	2.2-1		QBEq-3 ! QBEq-6 ! QBEq-/.	-
	2.3-/		QBEq-3 ! QBEq-6	22,42-43
	2.3-0		QBEq-3 ! QBEq-6 ! QBEq-/.	-
	2.4-/		QBEq-3 ! QBEq-6	-
	2.6-/		QBEq-3 ! QBEq-6 ! QBEq-/4	21,35-36
	2.7-/		QBEq-3 ! QBEq-6	21,35-36
	2/1-/	!		37-4.
	2/1-0		QBEq-0	15-20,37-4.,41-42,45-46
	2/2-/		QBEq-3 ! QBEq-6 ! QBEq-/4	35
	2/2-0		QBEq-3 ! QBEq-6 ! QBEq-/4	35-36

EP◊Qr_lb_pb				
	2/4-/			//-/5
	2/4-0		QBEq-/4	/1
			ò	QBEq-/4
		C ˟	-/Ч	

ØØØØ